

WPC & PVC SHEETS.



LOW MAINTENANCE, LOW STRESS PLY.

FOCUS ON TRUE COST OF OWNERSHIP.

We naturally focus on the best possible price to build but we also make product decisions based on the cost to the owner over the life of the building.

This drives our use of quality materials, low maintenance Sheets that are durable to termite or water impediments for interiors. It is also why we are interested in healthy indoor environment.

'TCO' is common sense for the long term.





your interiors. your way.

When you dream about your interiors, chances are you haven't given much thought to the plywood/sheets. Even though your interiors underlying plywood or sheets may not make the family photos, it's actually the most important part of your new interiors. Our durable PVC and WPC Sheets create 100% Termite-proof, 100% water-proof and, yes, greenest material for your interiors.

Benefits



TERMITE-PROOF



100% WATERPROOF



TOUGH & WELL FINISHED



ECO-FRIENDLY



UV RESISTANT



FIRE-RETARDANT



CARPENTER FRIENDLY



WEATHER-RESISTANT & EASY TO MAINTAIN



NO SHRINKING



HIGH LOAD-BEARING STRENGTH



ACID/ALKALI RESISTANT



5 steps to select your sheets/plywood

1



Choose your Sheet/Ply Material

2



Choose your Sheet Density

3



Choose your Sheet Thickness

4



Choose your Sheet Finish

5



Get to our dealer and place an order

SHEET MATERIAL



Common Sheet material options available from Greatwud are PVC Sheets and WPC Sheets.



PVC SHEETS



WPC SHEETS



DENSITY



ECO



PRIME



LUXE



VISTA



ULTRA

Higher the density, better will be the product. The screw holding capacity & strength all depend on density of PVC & WPC material.

Greatwud PVC & WPC Sheets come with multiple density options to choose from.

- A) 450 series comes with .45grams/cm³ (450kg/m³)
- B) 500 series comes with .50grams/cm³ (500kg/m³)
- C) 550 series comes with .55grams/cm³ (550kg/m³)
- D) 600 series comes with .60grams/cm³ (600kg/m³)
- E) 750 series comes with .75grams/cm³ (750kg/m³)

THICKNESS



6mm

8mm

12mm

18mm

20mm

Sheets thickness is an important consideration.

Based on the interior needs of your project choose the sheet thickness 6mm, 8mm, 12mm, 16mm, and 18mm.


Note: Any thickness can be done from 5 mm to 30 mm on order

FINISH




Choose from our five finish types.

White Sheets(PVC)



Raw Sheets(WPC)



Color Sheets(PVC)



Laminated Sheets(PVC)



Digital printed Sheets



Laminated sheets are available in two options:

OSL: One side lamination

BSL: Both side lamination

TECHNICAL SPECIFICATIONS

PARAMETER	VALUE	UOM
1. Density	0.45-.075	gram/cm ³
2. Hardness	48	Shore 'D
3. Water Absorption	0.45-0.95	%
4. Tensile Strength	15	Mpa
5. Elongation at Break	15	Mpa
6. Dielectric Strength	9	KV/cm
7. Vicat Softening Temperature	85	°C
8. Coefficient of Linear Expansion	0.08	mm/m°C
9. Thermal Conductivity	0.5-0.07	W/mK
10. Moisture Content	0	%
11. Twist, Cupping &warping	1	%
12. Shock resistance	No visible damage after 50 blows of 5 kg	
13. Misuse of shutter	No permanent deformation after the test	
14. Adverse weather effect	No change in dimension	
15. Screw holding capacity	>200	Kg
16. Nail holding strength	>100	Kg
17. Microorganism effect	No damage	
18. Specific gravity	0.66	
19. Fire Retardancy	Self Extinguishable	
20. Tolarence	Length+/-10mm.width+/-2.5mm	



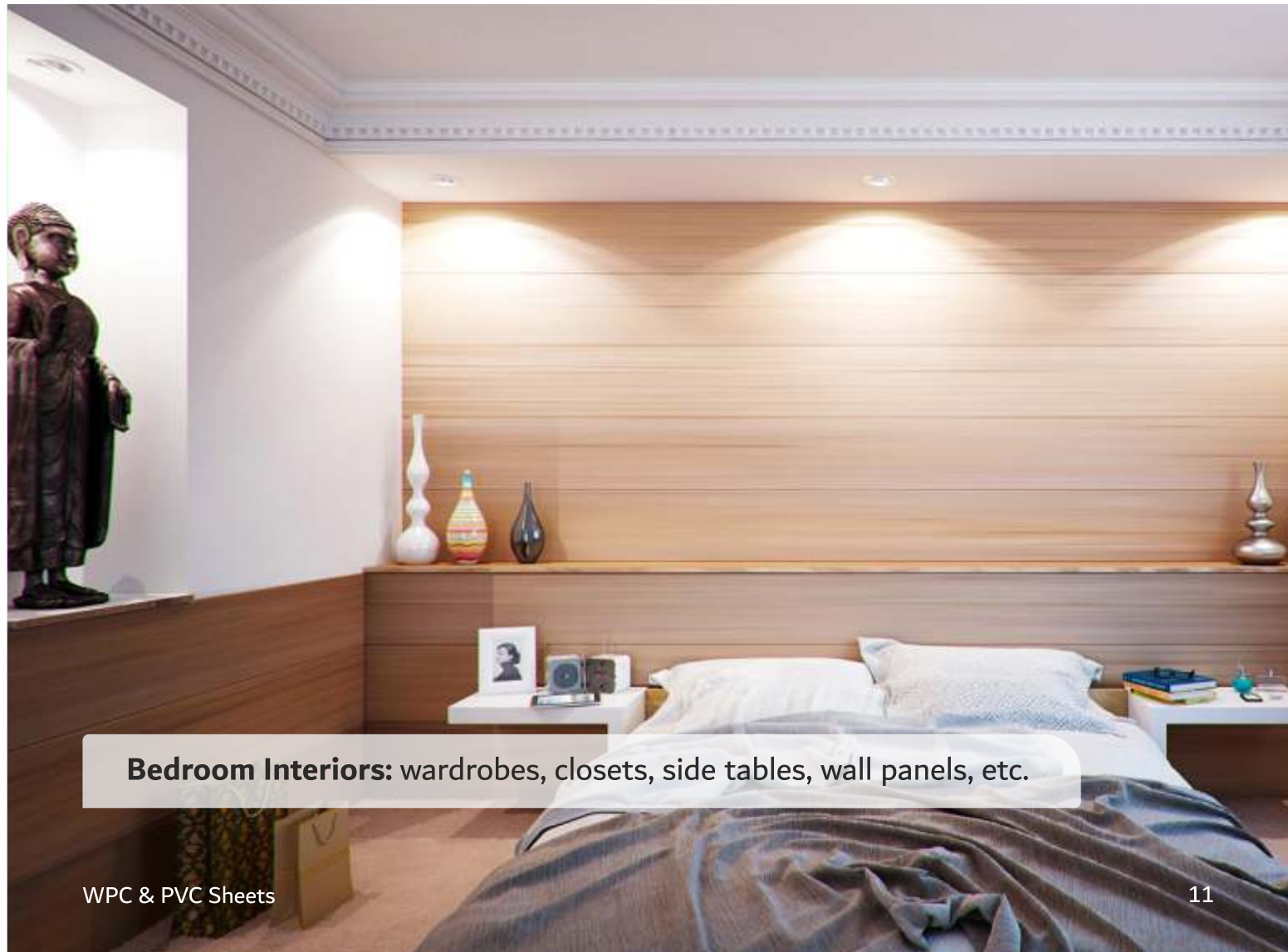
Your interiors. Your way.

Application

of PVC/WPC Sheets



Kitchen Interiors: cabinets, counters, etc.



Bedroom Interiors: wardrobes, closets, side tables, wall panels, etc.



Living-room Interiors : lcd panels, tables, shoe racks etc.



Bathroom Interiors : Cabinets, doors etc.



Office Interiors & Furniture : desks, tables, design Jali, false ceiling etc.



Construction : Shuttering, Columns etc.




Advertisements: Sign boards, Display Boards, Stands etc.




Decoration: False ceiling etc.


COLOR PVC SHEETS



WHITE




BLACK



GREY



BLUE



RED



GREEN



ORANGE



YELLOW

SHEET ASSEMBLY INSTRUCTIONS

Greatwud PVC & WPC sheets can be attached to each other, with wood, laminates, or veneers as demanded by your application. In order to gain perfect finish and durability when doing so, we recommend the following adhesives.

Solvent for attaching Greatwud sheets to each other:

Fevicol Solvent Cement or Sunflex - 084 PVC Solvent Cement

Solvent for attaching Greatwud sheets to Wood/Laminates/Veneers/Mica :

Fevicol Heatx or Sunflex – 062



GREATWUD - The better wood.
A unit of Wallme Contech India Pvt Ltd.
32/1 Kalena Agrahara,
Bannerghatta Road, Bangalore-76.
Email: sales@greatwud.com
www.greatwud.com

Distributed By :